



LED mini connecting lights

Exterior Lights UK Ltd
P.O. Box 794
Orpington
Kent.
BR6 1FB
Telephone: 01689 606342
www.exteriorlightsuk.co.uk



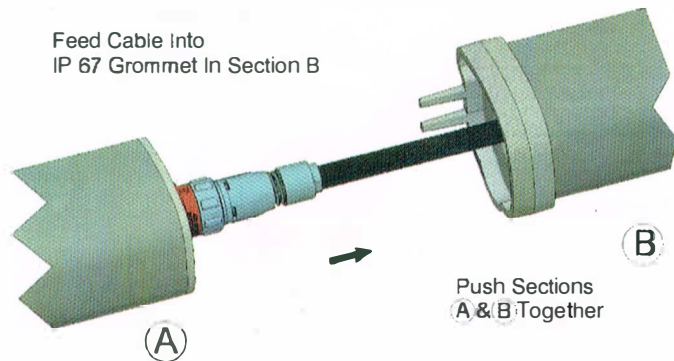
Preparation:- For Best Results Fix Brackets within 300mm Either Side of Join

(A)



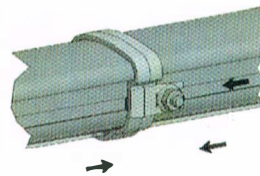
Plug Male & Female
Connector Together &
Twist to Seal

(B)



Feed Cable Into
IP 67 Grommet In Section B

Push Sections
A & B Together



Bolt At Rear Into
Slotted Prong

LED mini

INSTALLATION & WIRING INSTRUCTIONS


1. IMPORTANT: Please read these instructions carefully before proceeding with installation.
- 1.1 This instruction sheet should be passed on by installer to the end user for maintenance purposes.
- 1.2 It is recommended that the fitting is installed by a competent electrician in accordance with these instructions and appropriate wiring regulations.
- 1.3 These sign lights should not be modified. No responsibility will be accepted for any modified products or for any damage caused as a result of their modification.
- 1.4 It is not recommended to install the fitting in areas that are liable to reach an ambient temperature in excess of 35°C.
- 1.5 To clean fittings use a soft damp cloth and dry immediately. Do not use any chemical/abrasive cleaner.

- 1.6 All fittings are class 1 fittings and should, therefore be earthed.
- 1.7 The fitting is not suitable for dimming.
- 1.8 The fitting comes complete with an integral power supply and pre-wired with a 0.75M 3 core supply cable. The wires in this mains cable are coloured in accordance with the following code



A suitable IP rated connection must be used at the other end.

- 1.9 Type Y Attachment – If the external flexible cable or cord of this luminaire is damaged, it shall be exclusively replaced by Portland Lighting Ltd or their service agent or a similar qualified person in order to avoid a hazard.
- 2 The light source contained in this luminaire shall only be replaced by the manufacturer or his service agent or a similar qualified person.



Important Safety

Before carrying out any servicing on this luminaire, ensure that the mains supply is fully isolated.

technical enquiries

If you need any help with the installation or maintenance of the sign lights, please contact us on 01689 606342

